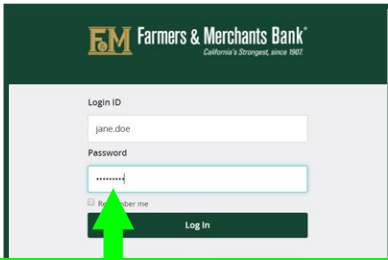





1



On the login screen, enter your User ID and Password and click the **Log In** button. Please note the **Forgot your Password** link below the button.




2



If this is your first time logging in or you are accessing your account from a new device, you will be prompted to receive a Secure Access Code. This is a 6-digit number that will be sent to the email address or phone number that we have on file for you.



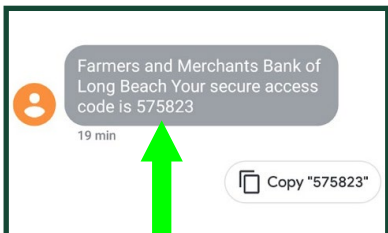
3



You can select email, text, or phone call, depending on the contact information we have on file for you.

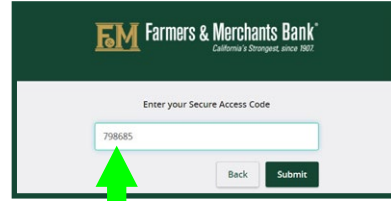


4



Your Secure Access Code will be delivered to the location of your choice and will expire after 10 minutes.

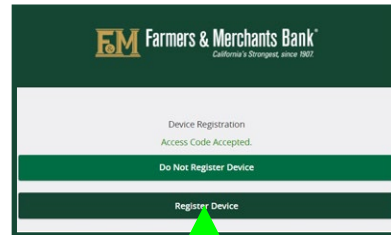
5



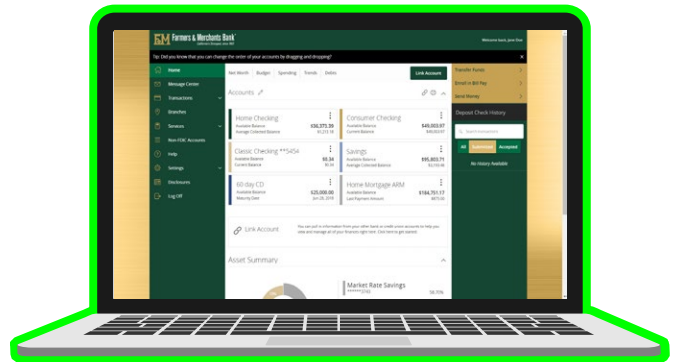
Enter the code in the box provided, and click **Submit**.



6



You will now be asked to register your device. This ensures you will not receive a Secure Access Code every time you log in from that same device. It is recommended that you select **Register Device** on your personal devices only, but not on shared or public devices.



After you complete the last step, you will be logged into your account's home screen.